



SOLEFIORI HJT PRODUCT CATALOG

CHASE THE LIGHT

AND MAKE HUMAN FUTURE BRIGHT



Contents

HJT cell product	01
SoleFiori HJT module 110	03
SoleFiori HJT module 120	05
SoleFiori HJT module 132	07


210半片0BB

双面微晶高效异质结电池
N型单晶硅



效率高达

26.2%



无主栅
技术



高达95%
的双面率



薄片化



抗PID
保证



温度
系数低



N型电池
无LID



弱光效果

产品特征

尺寸	210mm*105mm±0.25mm
基体材料	N型单晶硅
硅片厚度	110um±20um
正面(-)	54根副栅线(银/银铜), 蓝色透明导电膜(TCO)
背面(+)	118根副栅线(银/银铜), 蓝色透明导电膜(TCO)
焊接拉力	≥1.2N

*该技术规格书最终解释权归珠海鸿钧所有

*规格书中的参数如有变更, 恕不另行通知

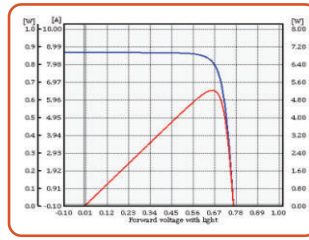


低辐照度下电性能参数

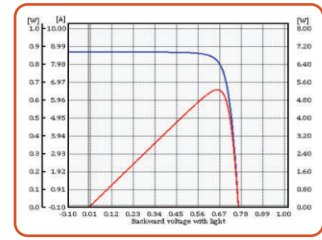
辐照度(W/m ²)	Voc	Isc
1000	1	1
900	0.99	0.9
800	0.99	0.8
600	0.98	0.6
400	0.96	0.4

*以 1000W/m² 测试的 Voc(Isc)为标准, 测试 Voc(Isc)随光强下降的幅度。

正面IV曲线



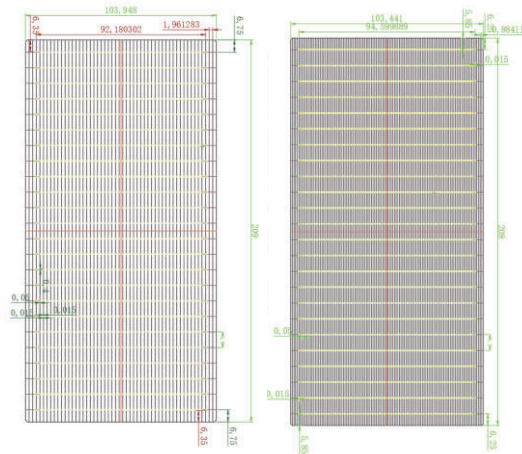
背面IV曲线



温度系数

Voc (%/K)	-0.27
Isc (%/K)	0.055
PMAX (%/K)	-0.26

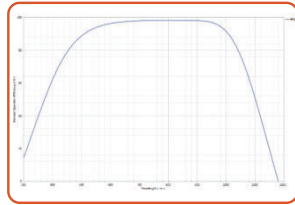
装配图纸 (mm)



包装要求

每批次产品厂家均附有产品检验报告详单;
产品包装均印有产品型号、生产日期等信息。

正面光谱响应(外量子效率)



储存要求

干燥、室温、通风阴凉处, 符合包装及储存条件下储存;
产品避免阳光直射、曝晒, 远离热源、火源;
在符合储存条件下, 产品有效期为6个月(自生产日期起计算)。

正面电性能参数

效率代码	效率(%)	最大输出功率 Pmp(W)	最大功率点电压 Vmp (V)	最大功率点电流 Imp(A)	开路电压 Voc(V)	短路电流 Isc(A)	填充因子 FF(%)
HJ-210-262	26.20%	5.7810	0.6974	8.2898	0.7544	8.6543	88.55
HJ-210-261	26.10%	5.7548	0.6925	8.3105	0.7542	8.6706	88.00
HJ-210-260	26.00%	5.7319	0.6948	8.2493	0.7542	8.6074	88.28
HJ-210-259	25.90%	5.7185	0.6919	8.2639	0.7526	8.6251	88.09
HJ-210-258	25.80%	5.6878	0.6812	8.3504	0.7524	8.7202	86.69
HJ-210-257	25.70%	5.6661	0.6803	8.3292	0.7531	8.6406	87.08
HJ-210-256	25.60%	5.6438	0.6823	8.2714	0.7507	8.6770	86.64
HJ-210-255	25.50%	5.6217	0.6857	8.1986	0.7511	8.5669	87.37
HJ-210-254	25.40%	5.6065	0.6751	8.2959	0.7522	8.6346	86.23
HJ-210-253	25.30%	5.5783	0.6815	8.1859	0.7539	8.5578	86.46
HJ-210-252	25.20%	5.5575	0.6828	8.1395	0.7539	8.4817	86.91
HJ-210-251	25.10%	5.5344	0.6787	8.1549	0.7543	8.5061	86.25
HJ-210-250	25.00%	5.5126	0.6768	8.1451	0.7504	8.5244	86.18
HJ-210-249	24.90%	5.4909	0.6810	8.0625	0.7514	8.5329	85.65
HJ-210-248	24.80%	5.4682	0.6785	8.0596	0.7532	8.4399	86.02
HJ-210-247	24.70%	5.4458	0.6730	8.0922	0.7522	8.4182	86.00

*标准测试条件: 1000W/m², AM1.5, 25°C

*以上技术参数受限于技术变更及测试, 鸿钧新能源有限公司保留最终解释权。



Electrical Characteristics (STC*)

Module Type	HJH-AB110DS0-565	HJH-AB110DS0-570	HJH-AB110DS0-575	HJH-AB110DS0-580	HJH-AB110DS0-585	HJH-AB110DS0-600	HJH-AB110DS0-605	HJH-AB110DS0-610	HJH-AB110DS0-615	HJH-AB110DS0-620
Maximum Power(W)	565	570	575	580	585	600	605	610	615	620
Open-circuit Voltage(V)	41.46	41.56	41.67	41.78	41.89	42.21	42.36	42.54	42.66	42.73
Short-circuit Current(A)	17.13	17.21	17.29	17.37	17.45	17.69	17.77	17.86	17.96	18.07
Maximum Power Voltage(V)	34.58	34.74	34.90	35.02	35.14	35.49	35.62	35.74	35.84	35.92
Maximum Power Current(A)	16.37	16.44	16.51	16.59	16.68	16.92	16.99	17.07	17.17	17.28
Module Efficiency(%)	21.62	21.82	22.01	22.20	22.39	22.96	23.15	23.35	21.73	21.91

*STC: Irradiance 1000W/m², cell temperature 25°C, AM 1.5, Tolerance of Pmax is within +/-3%

Electrical Characteristics (BNPI**)

Maximum Power(W)	630	635	641	647	652	669	674	680	686	691
Open-circuit Voltage(V)	41.46	41.56	41.67	41.78	41.89	42.21	42.36	42.54	42.66	42.73
Short-circuit Current(A)	19.10	19.18	19.27	19.36	19.45	19.72	19.81	19.91	20.02	20.14
Maximum Power Voltage(V)	34.58	34.74	34.90	35.02	35.14	35.49	35.62	35.74	35.84	35.92
Maximum Power Current(A)	18.25	18.33	18.40	18.49	18.59	18.86	18.94	19.03	19.14	19.26

**BNPI: front irradiation 1000W/m², back reflected irradiation 135W/m²

Operating Parameters

Maximum System Voltage(V)	DC 1500(IEC)
Maximum Series Fuse (A)	35
Front Side Maximum Static Load (Pa)	5400
Rear Side Maximum Static Load (Pa)	2400
Operating Temperature (°C)	-40~+85
Withstanding Hail	Maximum diameter 25mm impact speed 23m/s
Fire Rate	Class C

Temperature Characteristics

NOCT	44°C±2°C
Temperature Coefficient (Pmpp)	-0.26%/°C
Temperature Coefficient (Voc)	-0.24%/°C
Temperature Coefficient (Isc)	0.04%/°C

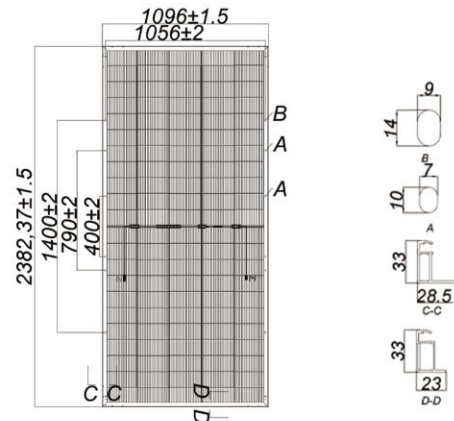
Mechanical Characteristics

Cell Type	Mono HJT 210*105mm (N Type)
Cell Connection	110 (5*11*2)
Module Dimension	2384*1096*35mm
Module Weight	32.5kg
Junction Box	IP68
Cable	4.0mm ² , (+)300mm, (-)300mm(connector not included)
Connector Type	MC4 compatible
Glass	2.0mm+2.0mm Tempered glass
Frame	Anodised aluminum alloy

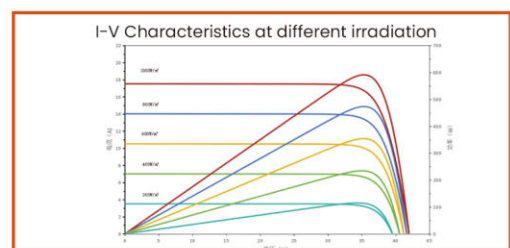
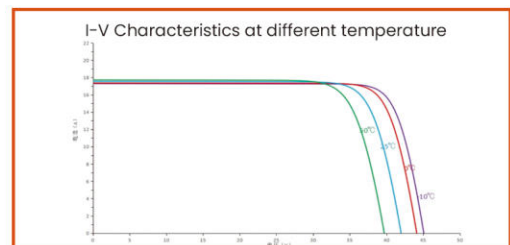
Packing Configuration

33pcs/pallet, 594pcs/ 40'HQ Container

Module Dimensions



I-V Curve



G12 SERIES HJT BIFACIAL DOUBLE-GLASS MODULE

HJT 210MM CELL
620 - 675W

Positive tolerance: 0~+3%



Up to 85%
Bifaciality



Stronger Water
Resistance



Lower
LCOE



PID
Resistance



N-type cell
no LID



Lower Temperature
Coefficient



Higher
Energy Yield



Load
Guarantee



IEC 61215, IEC 61730

ISO 9001: Quality Management System

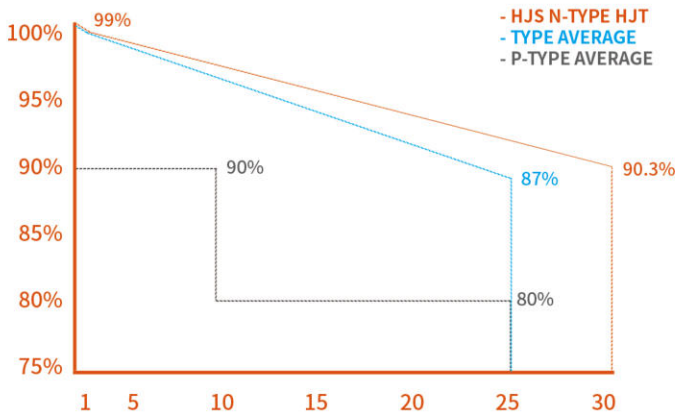
ISO 14001: Environment Management System

ISO 45001: Occupational Health and Safety Management System

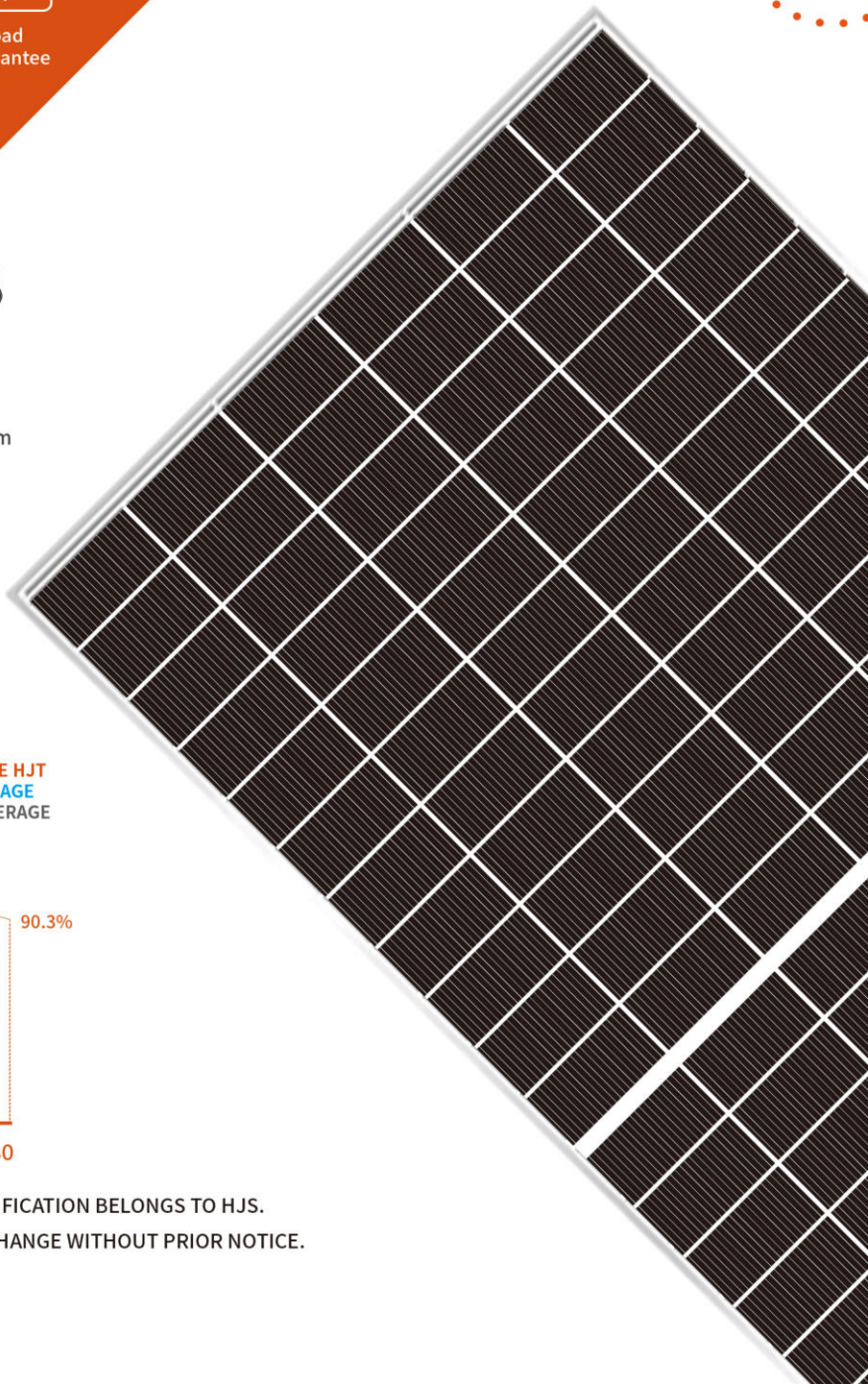
○ ○ ○ ○ ○ ○ ○ ○

LINEAR PERFORMANCE WARRANTY

12-year warranty/30-year limited product warranty/
1% first year degradation/0.3% annual degradation



THE FINAL INTERPRETATION RIGHT OF THIS TECHNICAL SPECIFICATION BELONGS TO HJS.
THE PARAMETERS IN THE SPECIFICATIONS ARE SUBJECT TO CHANGE WITHOUT PRIOR NOTICE.



Electrical Characteristics (STC*)

Module Type	HJH-AB120DS0-620	HJH-AB120DS0-625	HJH-AB120DS0-630	HJH-AB120DS0-635	HJH-AB120DS0-640	HJH-AB120DS0-645	HJH-AB120DS0-650	HJH-AB120DS0-655	HJH-AB120DS0-660	HJH-AB120DS0-665	HJH-AB120DS0-670	HJH-AB120DS0-675
Maximum Power(W)	620	625	630	635	640	645	650	655	660	665	670	675
Open-circuit Voltage(V)	45.30	45.41	45.50	45.61	45.71	45.80	45.91	46.00	46.11	46.22	46.27	46.31
Short-circuit Current(A)	17.21	17.29	17.37	17.45	17.53	17.61	17.69	17.77	17.85	17.93	18.05	18.16
Maximum Power Voltage(V)	37.78	37.91	38.04	38.18	38.29	38.38	38.49	38.60	38.71	38.82	38.86	38.91
Maximum Power Current(A)	16.44	16.51	16.59	16.66	16.74	16.82	16.90	16.98	17.06	17.14	17.25	17.36
Module Efficiency(%)	21.91	22.08	22.26	22.44	22.61	22.79	22.97	23.14	23.32	23.50	23.67	23.85

*STC: Irradiance 1000W/m², cell temperature 25°C, AM 1.5, Tolerance of Pmax is within +/-3%

Electrical Characteristics (BNPI**)

Maximum Power(W)	691	697	702	708	713	719	725	730	736	741	747	752
Open-circuit Voltage(V)	45.30	45.41	45.50	45.61	45.71	45.80	45.91	46.00	46.11	46.22	46.27	46.31
Short-circuit Current(A)	19.18	19.27	19.36	19.45	19.54	19.63	19.72	19.81	19.90	19.99	20.12	20.24
Maximum Power Voltage(V)	37.78	37.91	38.04	38.18	38.29	38.38	38.49	38.60	38.71	38.82	38.86	38.91
Maximum Power Current(A)	18.33	18.40	18.49	18.57	18.66	18.75	18.84	18.93	19.02	19.11	19.23	19.35

**BNPI: front irradiation 1000W/m², back reflected irradiation 135W/m²

Operating Parameters

Maximum System Voltage(V)	DC 1500(IEC)
Maximum Series Fuse (A)	35
Front Side Maximum Static Load (Pa)	5400
Rear Side Maximum Static Load (Pa)	2400
Operating Temperature (°C)	-40~+85
Withstanding Hail	Maximum diameter 25mm impact speed 23m/s
Fire Rate	Class C

Temperature Characteristics

NOCT	44°C±2°C
Temperature Coefficient (Pmpp)	-0.26%/°C
Temperature Coefficient (Voc)	-0.24%/°C
Temperature Coefficient (Isc)	0.04%/°C

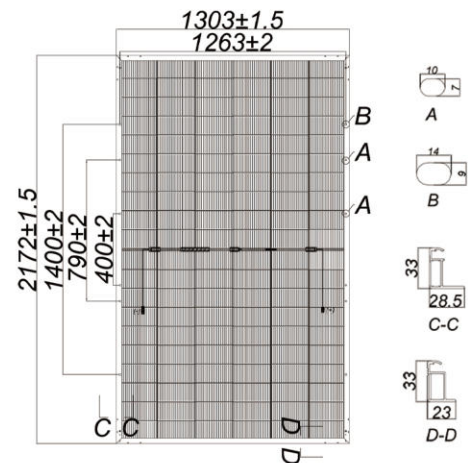
Mechanical Characteristics

Cell Type	Mono HJT 210*105mm (N Type)
Cell Connection	120 (6*10*2)
Module Dimension	2172*1303*35mm
Module Weight	35.0kg
Junction Box	IP68
Cable	4.0mm ² , (+)300mm, (-)300mm(connector not included)
Connector Type	MC4 compatible
Glass	2.0mm+2.0mm Tempered glass
Frame	Anodised aluminum alloy

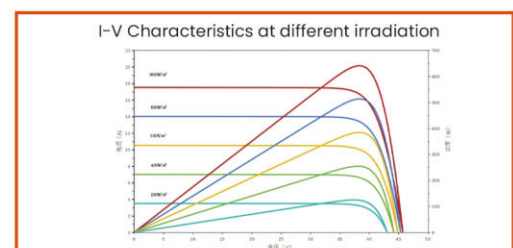
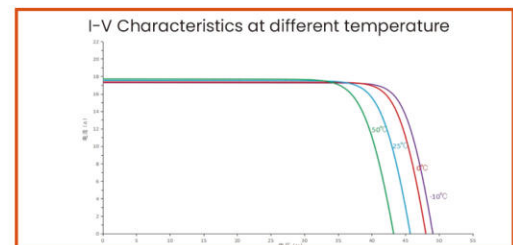
Packing Configuration

33pcs/pallet, 594pcs/ 40'HQ Container

Module Dimensions



I-V Curve



G12 SERIES HJT BIFACIAL DOUBLE-GLASS MODULE

HJT 210MM CELL 0BB TECHNOLOGY
705 - 740W

Positive tolerance: 0~+3%



Up to 95%
Bifaciality



Stronger Water
Resistance



Lower
LCOE



PID
Resistance



N-type cell
no LID



Lower Temperature
Coefficient



Higher
Energy Yield



Load
Guarantee

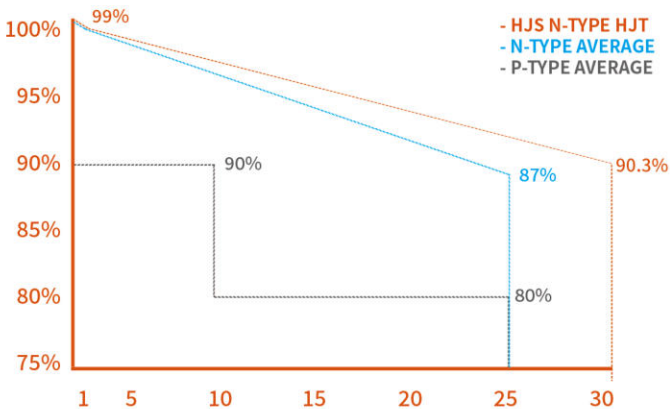


IEC 61215, IEC 61730
ISO 9001: Quality Management System
ISO 14001: Environment Management System
ISO 45001: Occupational Health and Safety Management System

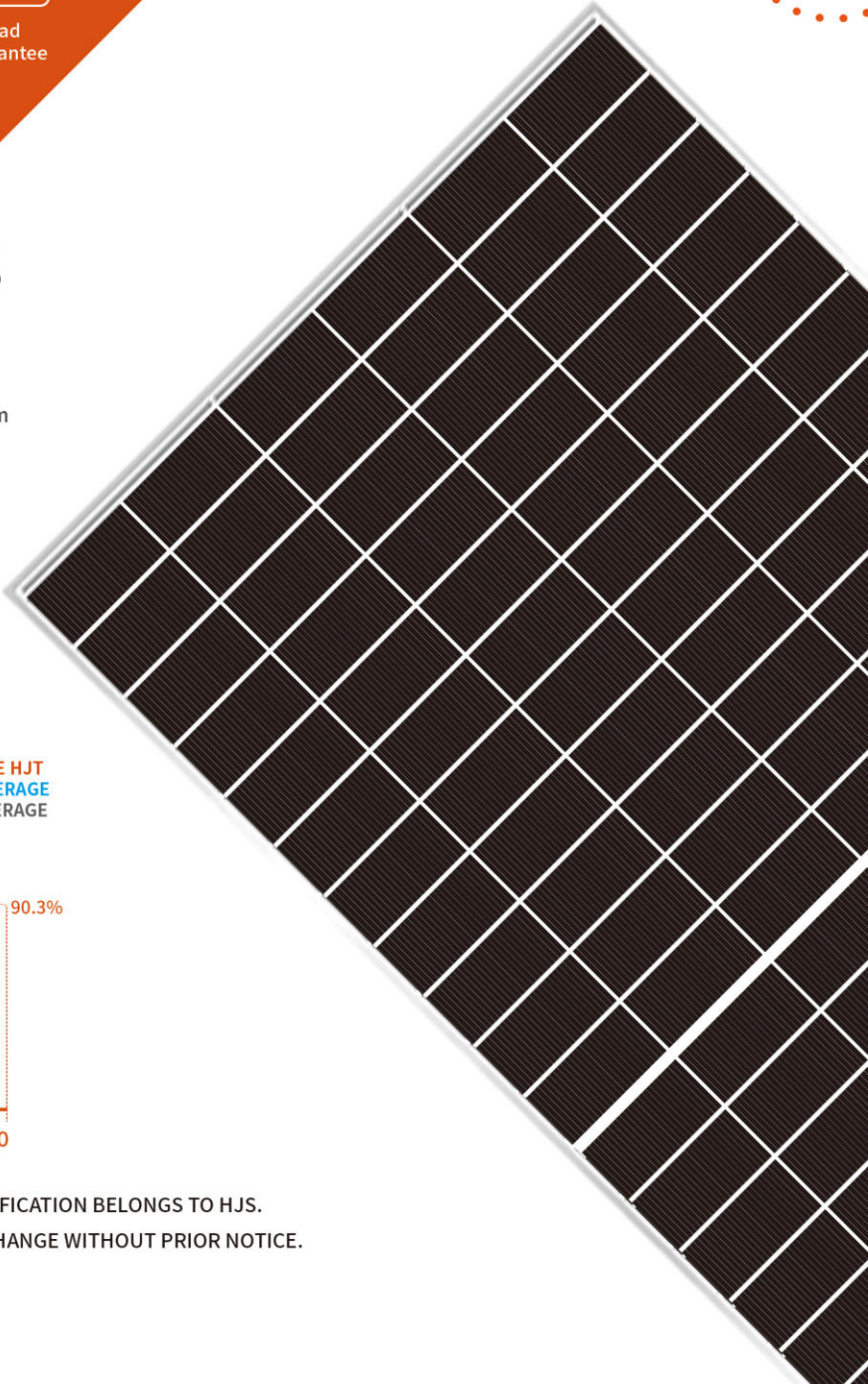


LINEAR PERFORMANCE WARRANTY

12-year warranty/30-year limited product warranty/
1% first year degradation/0.3% annual degradation



THE FINAL INTERPRETATION RIGHT OF THIS TECHNICAL SPECIFICATION BELONGS TO HJS.
THE PARAMETERS IN THE SPECIFICATIONS ARE SUBJECT TO CHANGE WITHOUT PRIOR NOTICE.



Electrical Characteristics (STC*)

Module Type	HJH-AB132DS0-705	HJH-AB132DS0-710	HJH-AB132DS0-715	HJH-AB132DS0-720	HJH-AB132DS0-725	HJH-AB132DS0-730	HJH-AB132DS0-735	HJH-AB132DS0-740
Maximum Power(W)	705	710	715	720	725	730	735	740
Open-circuit Voltage(V)	49.89	50.02	50.14	50.26	50.40	50.54	50.60	50.66
Short-circuit Current(A)	17.61	17.69	17.77	17.85	17.93	18.01	18.14	18.24
Maximum Power Voltage(V)	41.94	42.04	42.14	42.24	42.34	42.47	42.48	42.52
Maximum Power Current(A)	16.83	16.91	16.98	17.06	17.14	17.21	17.33	17.42
Module Efficiency(%)	22.70	22.86	23.02	23.18	23.34	23.50	23.66	23.82

*STC: Irradiance 1000W/m², cell temperature 25°C, AM 1.5, Tolerance of Pmax is within +/-3%

Electrical Characteristics (BNPI**)

Maximum Power(W)	786	791	797	803	808	814	819	825
Open-circuit Voltage(V)	49.89	50.02	50.14	50.26	50.40	50.54	50.60	50.66
Short-circuit Current(A)	19.63	19.72	19.81	19.90	19.99	20.08	20.22	20.33
Maximum Power Voltage(V)	41.94	42.04	42.14	42.24	42.34	42.47	42.48	42.52
Maximum Power Current(A)	18.76	18.85	18.93	19.02	19.11	19.18	19.32	19.42

**BNPI: front irradiation 1000W/m², back reflected irradiation 135W/m²

Operating Parameters

Maximum System Voltage(V)	DC 1500(IEC)
Maximum Series Fuse (A)	35
Front Side Maximum Static Load (Pa)	5400
Rear Side Maximum Static Load (Pa)	2400
Operating Temperature (°C)	-40~+85
Withstanding Hail	Maximum diameter 25mm impact speed 23m/s
Fire Rate	Class C

Temperature Characteristics

NOCT	44°C±2°C
Temperature Coefficient (Pmpp)	-0.26%/°C
Temperature Coefficient (Voc)	-0.24%/°C
Temperature Coefficient (Isc)	0.04%/°C

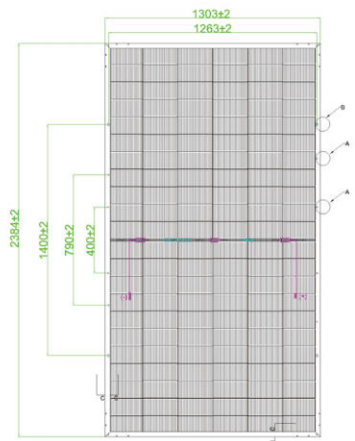
Mechanical Characteristics

Cell Type	Mono HJT 210*105mm (N Type)
Cell Connection	132 (6*11*2)
Module Dimension	2384*1303*33mm
Module Weight	38kg
Junction Box	IP68
Cable	4.0mm ² , (+)300mm, (-)300mm(connector not included)
Connector Type	MC4 compatible
Glass	2.0mm+2.0mm Tempered glass
Frame	Anodised aluminum alloy

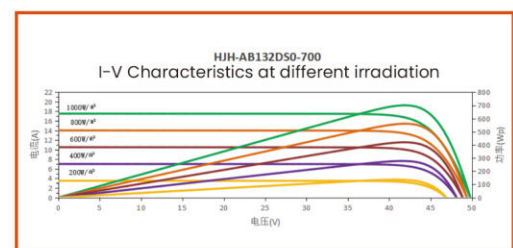
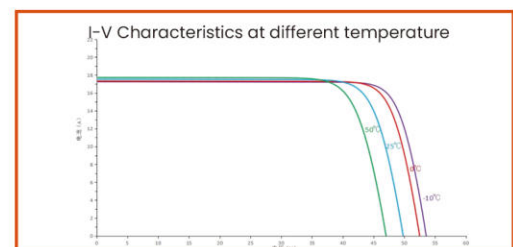
Packing Configuration

33pcs/pallet, 594pcs/ 40'HQ Container

Module Dimensions



I-V Curve



SOLEFIORI

HJT Expert

Website:

<https://www.hongjunhjt.com>

Headquarter:

333 Fumao Road, Fushan Industrial Park Zhuhai City,
Guangdong Province, China

Jiangsu Branch Address:

Room 902, Building 1 Administrative Committee Building Qidong Economic
Development Zone, Qidong City, Jiangsu Province

Marketing Center:

Room 801, Upper West Shanghai T3 Office Building, No. 69 Lishang Road,
Putuo District, Shanghai, China

Marketing Center Email: sales@hongjunhjt.com

Business Cooperation Email: marketing@hongjunhjt.com



Scan to follow the official account